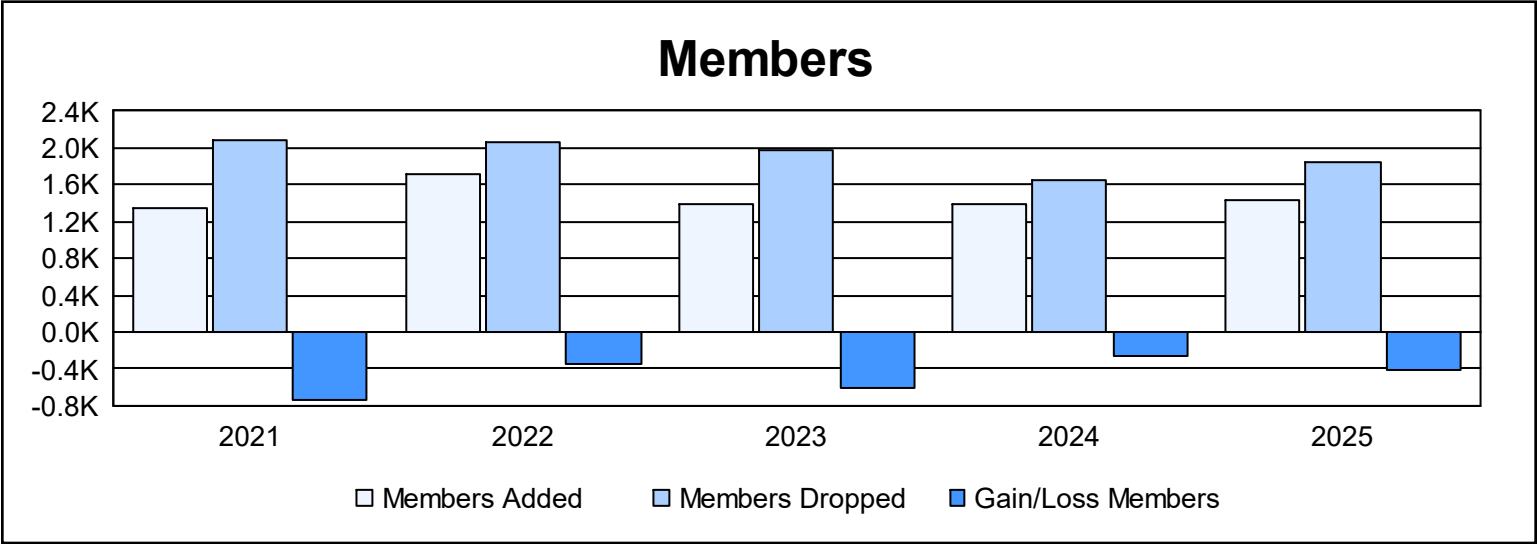
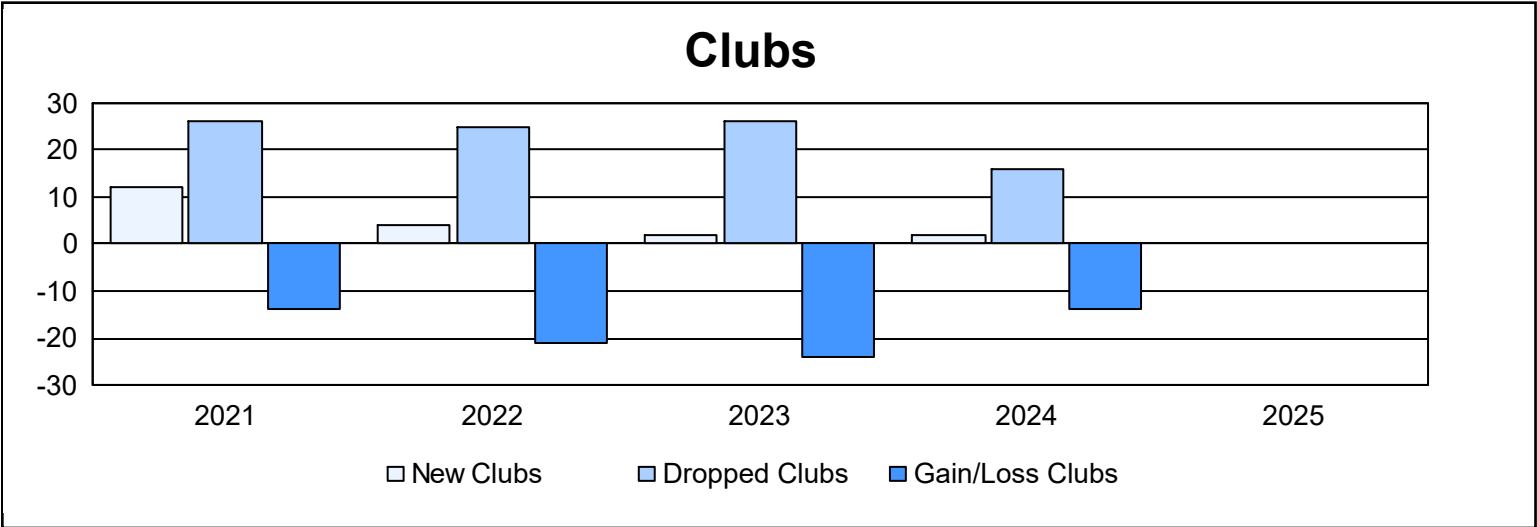
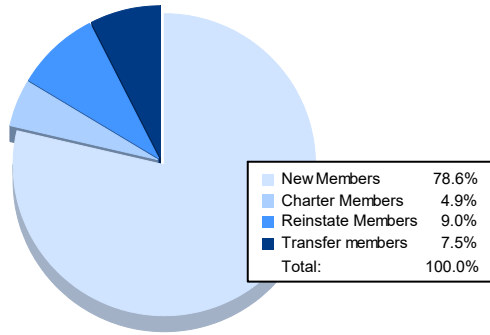


Year	New Clubs	Dropped Clubs	Gain/ Loss Clubs	New Members	Charter Members	Reinstate Members	Transfer Members	Total Member Added	Total Members Dropped	Gain/ Loss Members
2020-2021	12	26	-14	878	350	65	51	1,344	2,078	-734
2021-2022	4	25	-21	1,417	111	100	80	1,708	2,065	-357
2022-2023	2	26	-24	1,134	77	63	106	1,380	1,986	-606
2023-2024	2	16	-14	1,174	49	86	72	1,381	1,640	-259
2024-2025				1,128	70	129	108	1,435	1,838	-403
Average	5	23	-18	1,146	131	89	83	1,450	1,921	-472



Membership Composition June 2025 Cumulative



Gender Composition June 2025 Cumulative

